

Signify Classified - Internal  
Cooper Lighting Solutions Photometric Lab  
1121 Highway 74 South  
Peachtree City, GA 30269



Scaled data based on original data using  
LM-79-08 Approved Method: Electrical and Photometric Measurements of Solid-  
State Lighting Products

Test Report Prepared for  
Cooper Lighting Solutions  
(formerly Eaton)

Brand: LUMIERE

Report Number: P10062

Luminaire Tested: **1235C-RD-x-20T3**

Issue Date: 05/15/06

Report Generated By 670245982

**Test Information**

Test Method: LM-79-08  
Report Number: P10062  
Test Lab: PEACHTREE CITY  
Issue Date: 05/15/06  
Manufacturer: COOPER LIGHTING SOLUTIONS (FORMERLY EATON)  
Product Line: LUMIERE  
Catalog Number: 1235C-RD-x-20T3  
Description: LUMIERE 5 INCH INCANDESCENT STEP LIGHT  
WITH CROSS FACEPLATE, SAND BLASTED LENS  
WITH REFLECTOR  
Light Source: BI PIN T3 CLEAR QUARTZ HALOGEN INCANDESCENT LAMP  
Q20T3/CL/CD 20WATTS  
Ballast/Driver: -

**Summary**

Lumens per Lamp: 350 (1 lamp)  
Luminaire Lumens: 91.3 lumens  
Efficiency: 26.1%  
Efficacy: 4.6 lumens/watt  
Luminous Opening: Circular (Dia: 0.33' x H: 0')  
IES Classification: Type IV - Short - Non-Cutoff  
BUG Rating: B0 - U2 - G1

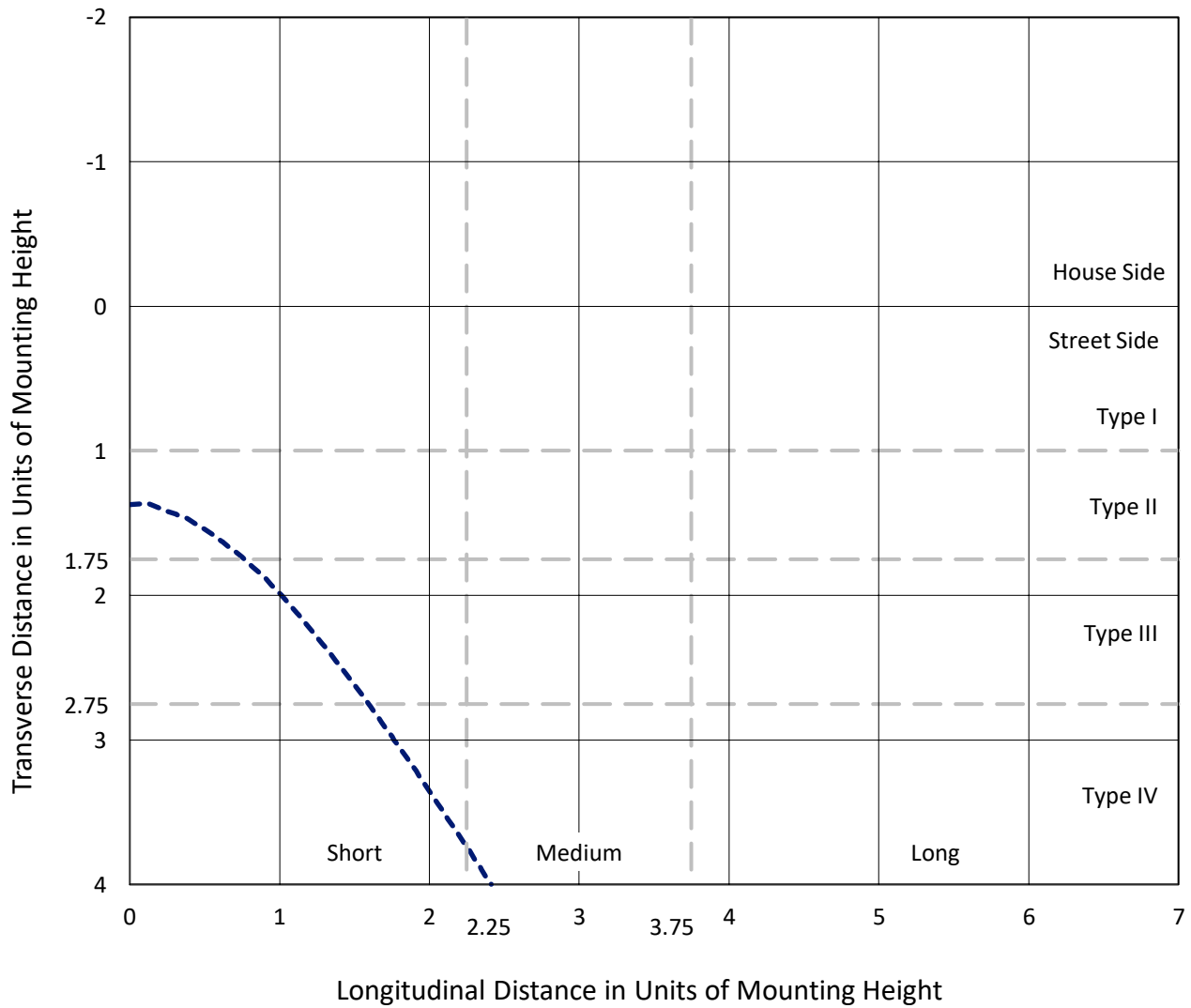
Input Watts (W): 20  
Input Voltage (V): NR  
Input Current (Ain): NR  
Voltage Rise (V): NR  
Power Factor: NR  
Total Harmonic Distortion (THDi): NR  
Frequency (hertz): 60  
Stabilization Time: NR  
Operation Time: NR  
Ambient Temperature (°C): NR  
Test Distance: 24 FT



REPORT NUMBER: P10062  
 CATALOG NUMBER: 1235C-RD-x-20T3

### Iso-Footcandle Lines of Horizontal Illumination

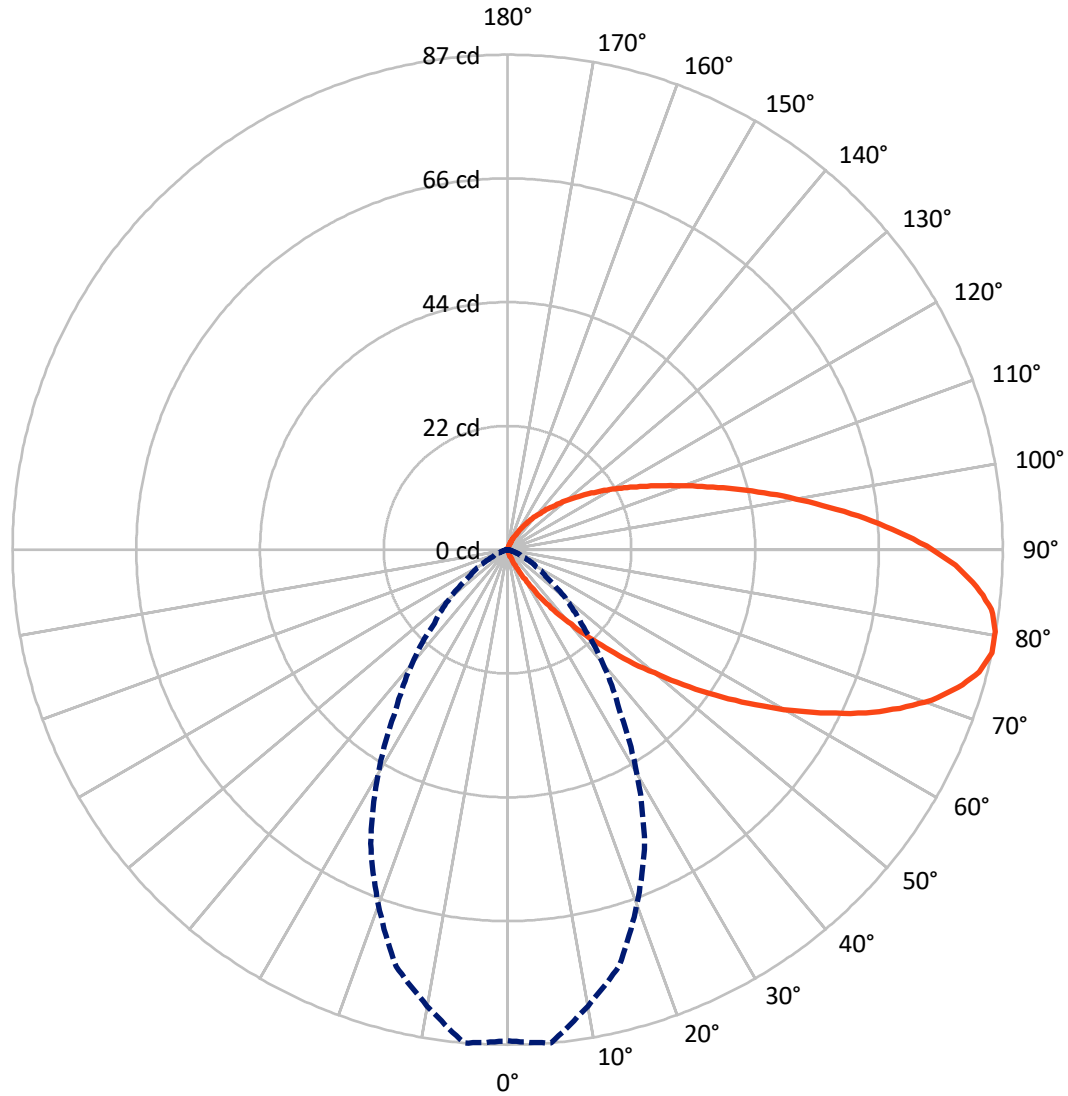
× Max cd  
 - - - 1/2 Max cd



Based on 10 foot mounting height. Maximum calculated value = 0.1 fc  
 Type IV - Short - Non-Cutoff

REPORT NUMBER: P10062  
CATALOG NUMBER: 1235C-RD-x-20T3

### Luminous Intensity Polar Plot



— Vertical Plane Through 5-Deg Lateral    - - - Horizontal Cone Through 77.5-Deg Vertical

REPORT NUMBER: P10062  
 CATALOG NUMBER: 1235C-RD-x-20T3

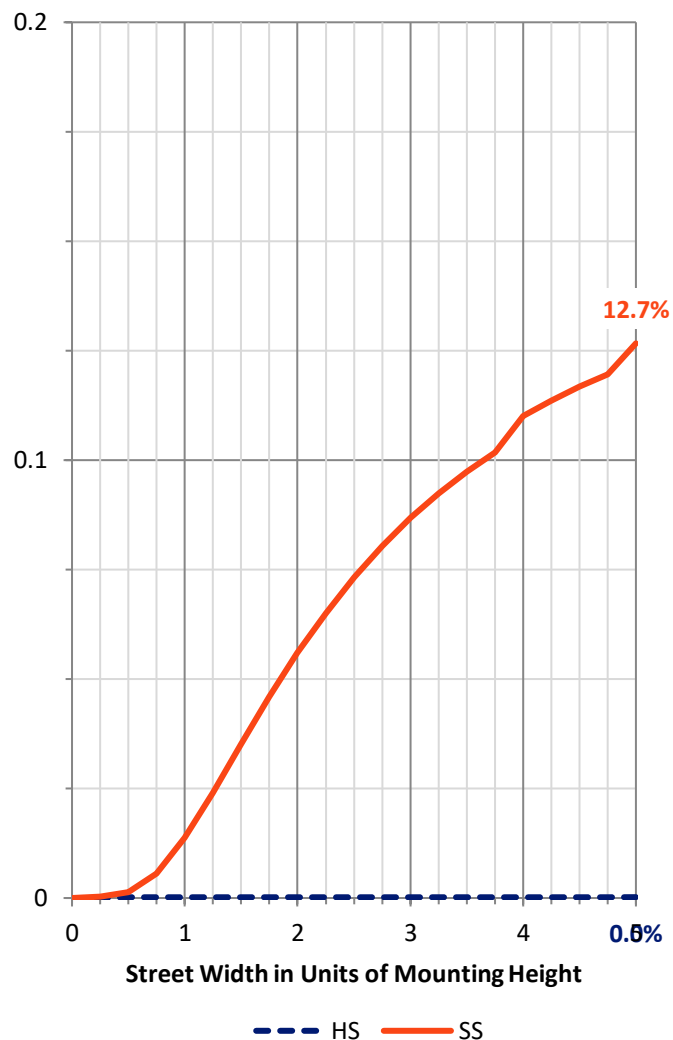
**FLUX DISTRIBUTION:**

		Downward	Upward	Total
<b>House Side</b>	Lumens	0.1	0.1	0.2
	% Lamp	0.0	0.0	0.1
<b>Street Side</b>	Lumens	58.2	32.9	91.1
	% Lamp	16.6	9.4	26.0
<b>Total</b>	Lumens	58.3	33.0	91.3
	% Lamp	16.7	9.4	26.1

**ZONAL LUMENS:**

Zone	Lumens	% Fixture	% Lamp
0°-10°	0.0	0.0	0.0
10°-20°	0.0	0.0	0.0
20°-30°	0.3	0.3	0.1
30°-40°	1.3	1.5	0.4
40°-50°	3.7	4.1	1.1
50°-60°	7.7	8.4	2.2
60°-70°	12.5	13.7	3.6
70°-80°	16.3	17.9	4.7
80°-90°	16.4	18.0	4.7
90°-100°	12.8	14.0	3.7
100°-110°	8.6	9.5	2.5
110°-120°	5.5	6.0	1.6
120°-130°	3.3	3.6	0.9
130°-140°	1.8	1.9	0.5
140°-150°	0.7	0.8	0.2
150°-160°	0.2	0.2	0.1
160°-170°	0.0	0.0	0.0
170°-180°	0.0	0.0	0.0
0°-90°	58.3	63.9	16.7
0°-180°	91.3	100.0	26.1

**Coefficient of Utilization**

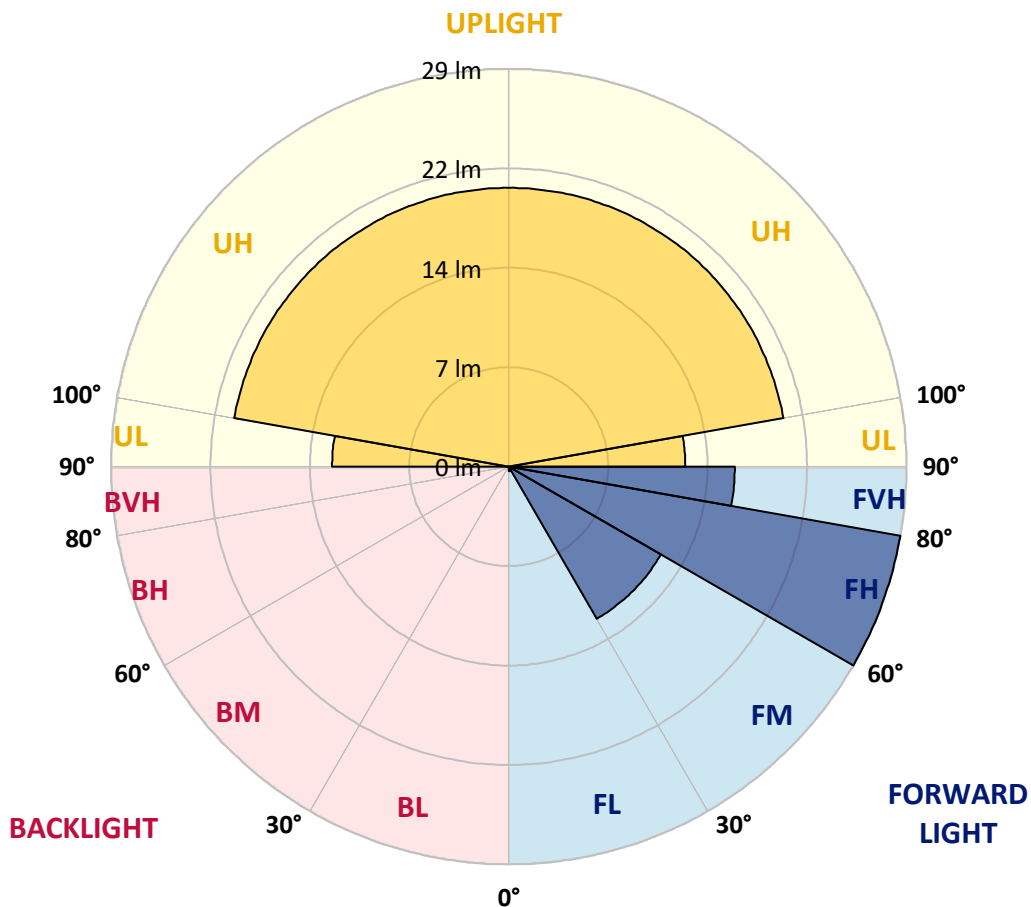


REPORT NUMBER: P10062  
 CATALOG NUMBER: 1235C-RD-x-20T3

**LUMINAIRE CLASSIFICATION SYSTEM LUMEN TABLE AND BUG RATING:**

Zone	Lumens	% Lamp	Zone Rating/Lumen Limit		
			B	U	G
FL (0°-30°)	0.3	0.1			
FM (30°-60°)	12.7	3.6			
FH (60°-80°)	28.8	8.2			G0/660
FVH (80°-90°)	16.4	4.7			G1/100
BL (0°-30°)	0.0	0.0	B0/110		
BM (30°-60°)	0.0	0.0	B0/220		
BH (60°-80°)	0.0	0.0	B0/110		G0/110
BVH (80°-90°)	0.0	0.0			G0/10
UL (90°-100°)	12.8	3.7		U2/50	
UH (100°-180°)	20.2	5.8		U2/50	
Trapped Light	258.7	73.9			

**BUG Rating: B0-U2-G1**  
 Type IV Short





REPORT NUMBER: P10062  
 CATALOG NUMBER: 1235C-RD-x-20T3

**CANDELA DISTRIBUTION (FULL):**

	0°	5°	15°	25°	35°	45°	55°	65°	75°	85°	90°
0°	0.1	0.1	0.1	0.1	0.1	0.1	0.1	0.1	0.1	0.1	0.1
2.5°	0.0	0.0	0.1	0.1	0.1	0.2	0.2	0.2	0.2	0.1	0.1
5°	0.0	0.0	0.1	0.1	0.1	0.2	0.2	0.2	0.2	0.1	0.1
7.5°	0.1	0.1	0.1	0.1	0.2	0.2	0.2	0.2	0.2	0.1	0.1
10°	0.1	0.1	0.1	0.2	0.2	0.2	0.2	0.2	0.2	0.1	0.1
12.5°	0.2	0.2	0.2	0.2	0.2	0.2	0.2	0.2	0.2	0.1	0.1
15°	0.2	0.3	0.3	0.3	0.3	0.3	0.3	0.2	0.2	0.1	0.1
17.5°	0.4	0.4	0.4	0.4	0.3	0.3	0.3	0.2	0.2	0.1	0.1
20°	0.9	0.9	0.8	0.6	0.4	0.4	0.3	0.2	0.2	0.1	0.1
22.5°	1.6	1.6	1.4	1.0	0.7	0.5	0.3	0.3	0.2	0.1	0.1
25°	2.7	2.7	2.3	1.7	1.1	0.6	0.4	0.3	0.2	0.1	0.1
27.5°	4.1	4.1	3.5	2.6	1.6	0.9	0.5	0.3	0.2	0.1	0.1
30°	6.1	6.1	5.3	3.9	2.4	1.3	0.6	0.3	0.2	0.1	0.1
32.5°	8.4	8.4	7.3	5.5	3.3	1.8	0.8	0.4	0.2	0.1	0.1
35°	11.0	11.1	9.6	7.3	4.5	2.5	1.0	0.4	0.2	0.1	0.1
37.5°	14.1	14.0	12.3	9.4	5.9	3.2	1.4	0.5	0.2	0.1	0.1
40°	17.2	17.3	15.2	11.7	7.4	4.1	1.8	0.6	0.2	0.1	0.1
42.5°	20.8	21.1	18.4	14.2	9.1	5.1	2.2	0.8	0.2	0.1	0.1
45°	25.2	25.3	22.0	16.9	10.8	6.2	2.7	0.9	0.3	0.1	0.1
47.5°	29.7	30.0	25.9	19.9	12.7	7.2	3.3	1.1	0.3	0.1	0.1
50°	34.7	34.8	30.3	23.1	14.7	8.4	3.8	1.3	0.3	0.1	0.1
52.5°	39.9	40.2	35.1	26.5	16.7	9.5	4.4	1.5	0.3	0.1	0.1
55°	45.6	45.9	39.8	30.1	18.9	10.8	4.9	1.6	0.4	0.1	0.1
57.5°	51.4	51.6	44.9	34.0	21.2	11.8	5.4	1.8	0.4	0.1	0.1
60°	57.2	57.6	49.9	37.8	23.2	13.0	5.9	2.0	0.5	0.1	0.1
62.5°	63.3	63.5	55.2	41.6	25.5	14.1	6.4	2.2	0.5	0.2	0.1
65°	69.2	69.5	60.2	45.3	27.7	15.1	6.9	2.3	0.5	0.2	0.1
67.5°	74.2	74.7	65.0	48.7	29.4	16.1	7.3	2.5	0.6	0.2	0.1
70°	79.0	79.5	69.2	51.8	31.0	16.9	7.7	2.6	0.6	0.2	0.1
72.5°	82.8	83.2	72.4	54.4	32.5	17.6	8.0	2.7	0.6	0.2	0.1
75°	85.6	86.0	74.8	56.3	33.4	18.1	8.2	2.8	0.6	0.2	0.1
77.5°	86.7	87.4	76.1	57.2	34.2	18.3	8.4	2.9	0.7	0.2	0.1
80°	87.0	87.3	76.0	57.2	34.4	18.5	8.5	2.9	0.7	0.2	0.1
82.5°	85.6	86.1	74.8	56.2	33.8	18.4	8.6	2.9	0.7	0.2	0.1
85°	82.7	83.1	72.2	54.3	32.9	18.1	8.6	3.0	0.7	0.2	0.1
87.5°	78.7	79.1	68.7	51.7	31.5	17.7	8.5	2.9	0.7	0.2	0.1
90°	73.7	74.0	64.2	48.4	30.0	17.1	8.3	2.9	0.7	0.2	0.1
92.5°	67.9	68.0	59.2	44.9	28.1	16.3	8.1	2.9	0.7	0.2	0.1
95°	61.8	62.2	54.2	41.2	26.2	15.5	7.8	2.8	0.7	0.2	0.1
97.5°	56.0	56.1	49.1	37.6	24.1	14.7	7.5	2.7	0.7	0.2	0.2
100°	50.4	50.6	44.3	34.2	22.3	13.9	7.1	2.6	0.7	0.2	0.2
102.5°	45.1	45.4	39.8	31.1	20.9	13.0	6.8	2.5	0.6	0.2	0.2
105°	40.3	40.5	35.8	28.2	19.3	12.2	6.4	2.3	0.6	0.2	0.2
107.5°	35.9	36.1	32.1	25.6	17.8	11.4	6.0	2.2	0.6	0.2	0.2
110°	32.2	32.3	28.9	23.2	16.4	10.6	5.6	2.0	0.5	0.2	0.2



REPORT NUMBER: P10062  
 CATALOG NUMBER: 1235C-RD-x-20T3

**CANDELA DISTRIBUTION (continued):**

	0°	5°	15°	25°	35°	45°	55°	65°	75°	85°	90°
112.5°	28.7	28.9	26.0	21.1	15.1	9.8	5.2	1.9	0.5	0.2	0.2
115°	25.8	25.9	23.4	19.1	13.8	9.0	4.8	1.8	0.5	0.2	0.2
117.5°	23.1	23.3	21.1	17.4	12.6	8.2	4.4	1.6	0.5	0.2	0.2
120°	20.7	20.9	19.0	15.7	11.4	7.5	4.0	1.5	0.4	0.2	0.2
122.5°	18.5	18.7	17.0	14.2	10.2	6.8	3.7	1.4	0.4	0.2	0.2
125°	16.5	16.7	15.2	12.7	9.2	6.2	3.3	1.2	0.4	0.2	0.2
127.5°	14.7	14.9	13.6	11.4	8.4	5.6	3.0	1.1	0.4	0.2	0.2
130°	13.0	13.2	12.0	10.0	7.4	5.0	2.6	1.0	0.4	0.2	0.2
132.5°	11.4	11.5	10.6	8.9	6.7	4.4	2.3	0.9	0.3	0.2	0.2
135°	10.0	10.1	9.2	7.8	5.8	3.8	2.0	0.8	0.3	0.2	0.2
137.5°	8.6	8.7	8.0	6.8	5.0	3.3	1.7	0.7	0.3	0.2	0.2
140°	7.5	7.6	7.0	5.8	4.3	2.7	1.4	0.6	0.3	0.2	0.2
142.5°	6.4	6.4	5.8	4.9	3.5	2.3	1.2	0.5	0.3	0.2	0.1
145°	5.3	5.3	4.8	4.0	2.9	1.8	0.9	0.4	0.3	0.2	0.1
147.5°	4.2	4.3	3.9	3.2	2.3	1.4	0.7	0.4	0.3	0.2	0.1
150°	3.3	3.3	3.0	2.5	1.7	1.1	0.6	0.4	0.2	0.2	0.1
152.5°	2.5	2.5	2.2	1.9	1.3	0.8	0.5	0.3	0.2	0.2	0.1
155°	1.8	1.8	1.7	1.3	0.9	0.6	0.5	0.3	0.2	0.2	0.1
157.5°	1.3	1.3	1.1	0.9	0.7	0.5	0.4	0.3	0.2	0.2	0.1
160°	0.8	0.8	0.7	0.6	0.5	0.4	0.3	0.3	0.2	0.1	0.1
162.5°	0.5	0.5	0.5	0.4	0.4	0.4	0.3	0.3	0.2	0.1	0.1
165°	0.3	0.3	0.3	0.3	0.3	0.3	0.3	0.2	0.2	0.1	0.1
167.5°	0.2	0.2	0.2	0.2	0.2	0.2	0.2	0.2	0.2	0.1	0.1
170°	0.1	0.1	0.1	0.1	0.2	0.2	0.2	0.2	0.2	0.1	0.1
172.5°	0.0	0.0	0.0	0.1	0.1	0.2	0.2	0.2	0.2	0.1	0.1
175°	0.0	0.0	0.0	0.1	0.1	0.2	0.2	0.2	0.2	0.1	0.1
177.5°	0.0	0.0	0.0	0.1	0.1	0.2	0.2	0.2	0.2	0.1	0.1
180°	0.1	0.1	0.1	0.1	0.1	0.1	0.1	0.1	0.1	0.1	0.1





REPORT NUMBER: P10062  
 CATALOG NUMBER: 1235C-RD-x-20T3

**CANDELA DISTRIBUTION (continued):**

	95°	105°	115°	125°	135°	145°	155°	165°	175°	180°
0°	0.1	0.1	0.1	0.1	0.1	0.1	0.1	0.1	0.1	0.1
2.5°	0.1	0.1	0.0	0.0	0.0	0.0	0.0	0.0	0.0	0.0
5°	0.1	0.1	0.0	0.0	0.0	0.0	0.0	0.0	0.0	0.0
7.5°	0.1	0.1	0.0	0.0	0.0	0.0	0.0	0.0	0.0	0.0
10°	0.1	0.1	0.0	0.0	0.0	0.0	0.0	0.0	0.0	0.0
12.5°	0.1	0.1	0.0	0.0	0.0	0.0	0.0	0.0	0.0	0.0
15°	0.1	0.1	0.0	0.0	0.0	0.0	0.0	0.0	0.0	0.0
17.5°	0.1	0.1	0.0	0.0	0.0	0.0	0.0	0.0	0.0	0.0
20°	0.1	0.1	0.0	0.0	0.0	0.0	0.0	0.0	0.0	0.0
22.5°	0.1	0.1	0.0	0.0	0.0	0.0	0.0	0.0	0.0	0.0
25°	0.1	0.1	0.0	0.0	0.0	0.0	0.0	0.0	0.0	0.0
27.5°	0.1	0.1	0.0	0.0	0.0	0.0	0.0	0.0	0.0	0.0
30°	0.1	0.1	0.0	0.0	0.0	0.0	0.0	0.0	0.0	0.0
32.5°	0.1	0.1	0.0	0.0	0.0	0.0	0.0	0.0	0.0	0.0
35°	0.1	0.1	0.0	0.0	0.0	0.0	0.0	0.0	0.0	0.0
37.5°	0.1	0.1	0.0	0.0	0.0	0.0	0.0	0.0	0.0	0.0
40°	0.1	0.1	0.0	0.0	0.0	0.0	0.0	0.0	0.0	0.0
42.5°	0.1	0.1	0.0	0.0	0.0	0.0	0.0	0.0	0.0	0.0
45°	0.1	0.1	0.0	0.0	0.0	0.0	0.0	0.0	0.0	0.0
47.5°	0.1	0.1	0.0	0.0	0.0	0.0	0.0	0.0	0.0	0.0
50°	0.1	0.1	0.0	0.0	0.0	0.0	0.0	0.0	0.0	0.0
52.5°	0.1	0.1	0.0	0.0	0.0	0.0	0.0	0.0	0.0	0.0
55°	0.1	0.1	0.0	0.0	0.0	0.0	0.0	0.0	0.0	0.0
57.5°	0.1	0.1	0.0	0.0	0.0	0.0	0.0	0.0	0.0	0.0
60°	0.1	0.1	0.0	0.0	0.0	0.0	0.0	0.0	0.0	0.0
62.5°	0.1	0.1	0.0	0.0	0.0	0.0	0.0	0.0	0.0	0.0
65°	0.1	0.1	0.0	0.0	0.0	0.0	0.0	0.0	0.0	0.0
67.5°	0.1	0.1	0.0	0.0	0.0	0.0	0.0	0.0	0.0	0.0
70°	0.1	0.1	0.0	0.0	0.0	0.0	0.0	0.0	0.0	0.0
72.5°	0.1	0.1	0.0	0.0	0.0	0.0	0.0	0.0	0.0	0.0
75°	0.1	0.1	0.0	0.0	0.0	0.0	0.0	0.0	0.0	0.0
77.5°	0.1	0.1	0.0	0.0	0.0	0.0	0.0	0.0	0.0	0.0
80°	0.1	0.1	0.0	0.0	0.0	0.0	0.0	0.0	0.0	0.0
82.5°	0.1	0.1	0.0	0.0	0.0	0.0	0.0	0.0	0.1	0.1
85°	0.1	0.1	0.0	0.0	0.0	0.0	0.0	0.1	0.1	0.1
87.5°	0.1	0.1	0.0	0.0	0.0	0.0	0.0	0.1	0.1	0.1
90°	0.1	0.1	0.0	0.0	0.0	0.0	0.0	0.1	0.1	0.1
92.5°	0.1	0.1	0.0	0.0	0.0	0.0	0.1	0.1	0.1	0.1
95°	0.1	0.1	0.0	0.0	0.0	0.0	0.1	0.1	0.1	0.1
97.5°	0.1	0.1	0.0	0.0	0.0	0.0	0.1	0.1	0.1	0.1
100°	0.1	0.1	0.0	0.0	0.0	0.0	0.1	0.1	0.1	0.1
102.5°	0.1	0.1	0.0	0.0	0.0	0.0	0.1	0.1	0.1	0.1
105°	0.1	0.1	0.0	0.0	0.0	0.0	0.0	0.1	0.1	0.1
107.5°	0.1	0.1	0.0	0.0	0.0	0.0	0.0	0.1	0.1	0.1
110°	0.1	0.1	0.0	0.0	0.0	0.0	0.0	0.1	0.1	0.1



REPORT NUMBER: P10062  
 CATALOG NUMBER: 1235C-RD-x-20T3

**CANDELA DISTRIBUTION (continued):**

	95°	105°	115°	125°	135°	145°	155°	165°	175°	180°
112.5°	0.1	0.1	0.0	0.0	0.0	0.0	0.0	0.1	0.1	0.1
115°	0.1	0.1	0.0	0.0	0.0	0.0	0.0	0.0	0.1	0.1
117.5°	0.1	0.1	0.0	0.0	0.0	0.0	0.0	0.0	0.1	0.1
120°	0.1	0.1	0.0	0.0	0.0	0.0	0.0	0.0	0.0	0.0
122.5°	0.1	0.1	0.0	0.0	0.0	0.0	0.0	0.0	0.0	0.0
125°	0.1	0.1	0.0	0.0	0.0	0.0	0.0	0.0	0.0	0.0
127.5°	0.1	0.1	0.0	0.0	0.0	0.0	0.0	0.0	0.0	0.0
130°	0.1	0.1	0.0	0.0	0.0	0.0	0.0	0.0	0.0	0.0
132.5°	0.1	0.1	0.0	0.0	0.0	0.0	0.0	0.0	0.0	0.0
135°	0.1	0.1	0.0	0.0	0.0	0.0	0.0	0.0	0.0	0.0
137.5°	0.1	0.1	0.0	0.0	0.0	0.0	0.0	0.0	0.0	0.0
140°	0.1	0.1	0.0	0.0	0.0	0.0	0.0	0.0	0.0	0.0
142.5°	0.1	0.1	0.0	0.0	0.0	0.0	0.0	0.0	0.0	0.0
145°	0.1	0.1	0.0	0.0	0.0	0.0	0.0	0.0	0.0	0.0
147.5°	0.1	0.1	0.0	0.0	0.0	0.0	0.0	0.0	0.0	0.0
150°	0.1	0.1	0.0	0.0	0.0	0.0	0.0	0.0	0.0	0.0
152.5°	0.1	0.1	0.0	0.0	0.0	0.0	0.0	0.0	0.0	0.0
155°	0.1	0.1	0.0	0.0	0.0	0.0	0.0	0.0	0.0	0.0
157.5°	0.1	0.1	0.0	0.0	0.0	0.0	0.0	0.0	0.0	0.0
160°	0.1	0.1	0.0	0.0	0.0	0.0	0.0	0.0	0.0	0.0
162.5°	0.1	0.1	0.0	0.0	0.0	0.0	0.0	0.0	0.0	0.0
165°	0.1	0.1	0.0	0.0	0.0	0.0	0.0	0.0	0.0	0.0
167.5°	0.1	0.1	0.0	0.0	0.0	0.0	0.0	0.0	0.0	0.0
170°	0.1	0.1	0.0	0.0	0.0	0.0	0.0	0.0	0.0	0.0
172.5°	0.1	0.1	0.0	0.0	0.0	0.0	0.0	0.0	0.0	0.0
175°	0.1	0.1	0.0	0.0	0.0	0.0	0.0	0.0	0.0	0.0
177.5°	0.1	0.0	0.0	0.0	0.0	0.0	0.0	0.0	0.0	0.0
180°	0.1	0.1	0.1	0.1	0.1	0.1	0.1	0.1	0.1	0.1

(END OF REPORT)